

Audi A4

Current Flow Diagram

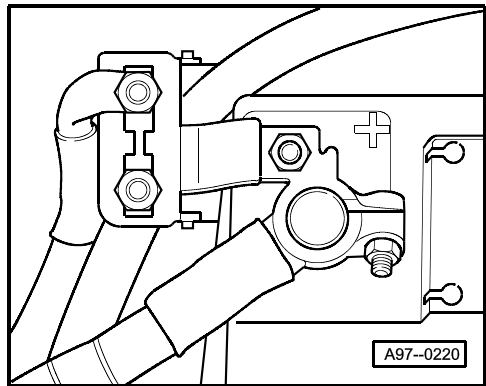
No. 22 / 1

Edition 05.2003

Trailer socket

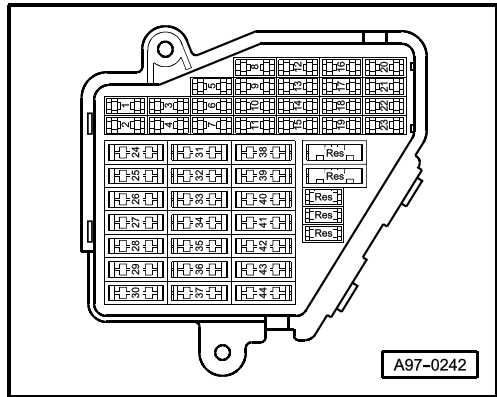
From model year 2001

Main fuse



- ◆ On battery

Fuse box



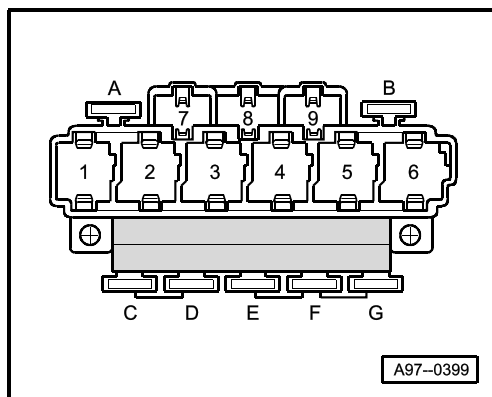
- ◆ Dash panel, driver's side

Fuse colours

- 30 A - green
- 25 A - white
- 20 A - yellow
- 15 A - blue
- 10 A - red
- 7.5 A - brown
- 5 A - beige

**Note:**

From fuse number 23 upwards the fuses in the fuse box are designated as 223 etc. in the Current Flow Diagram.

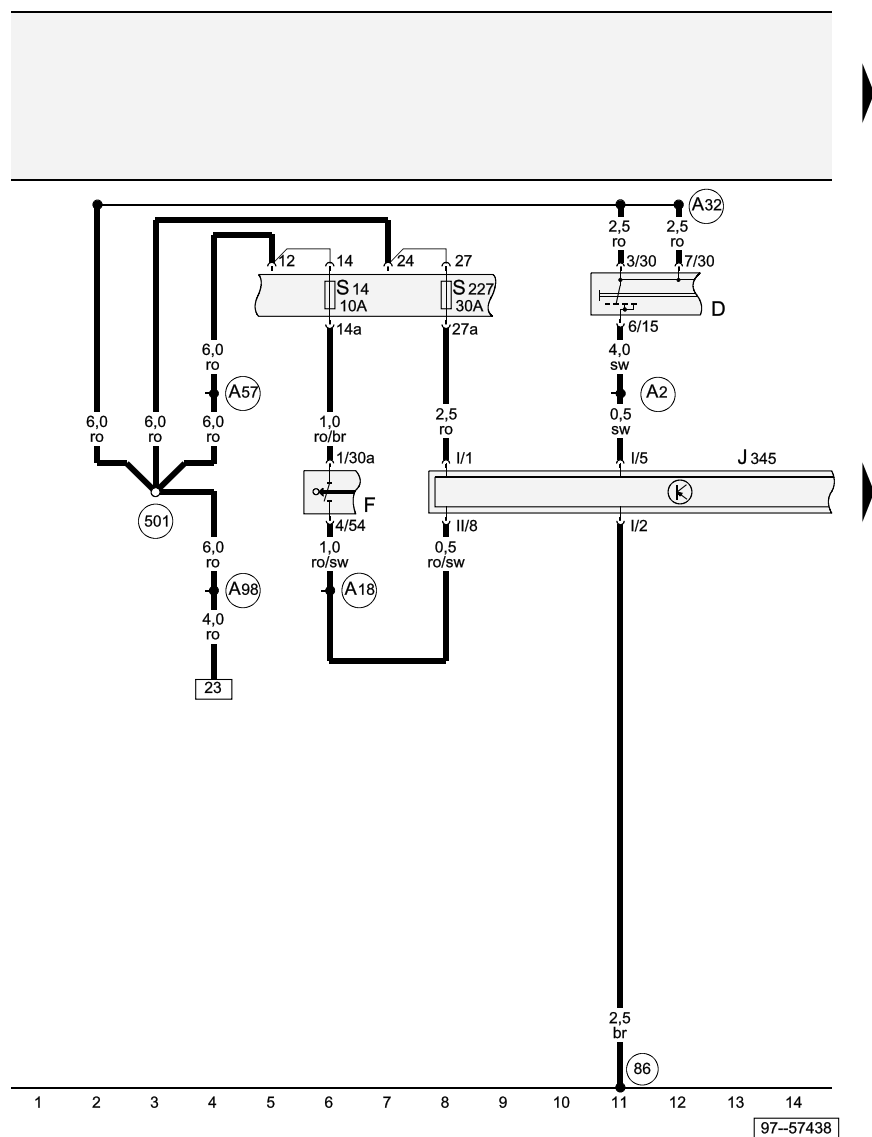
9-point relay carrier with onboard power supply control unit

- ♦ Dash panel, driver's side, behind 3-point relay carrier
 - G - Terminal 30 fuse - trailer towing (S77)

Audi A4

Current Flow Diagram

No. 22 / 2



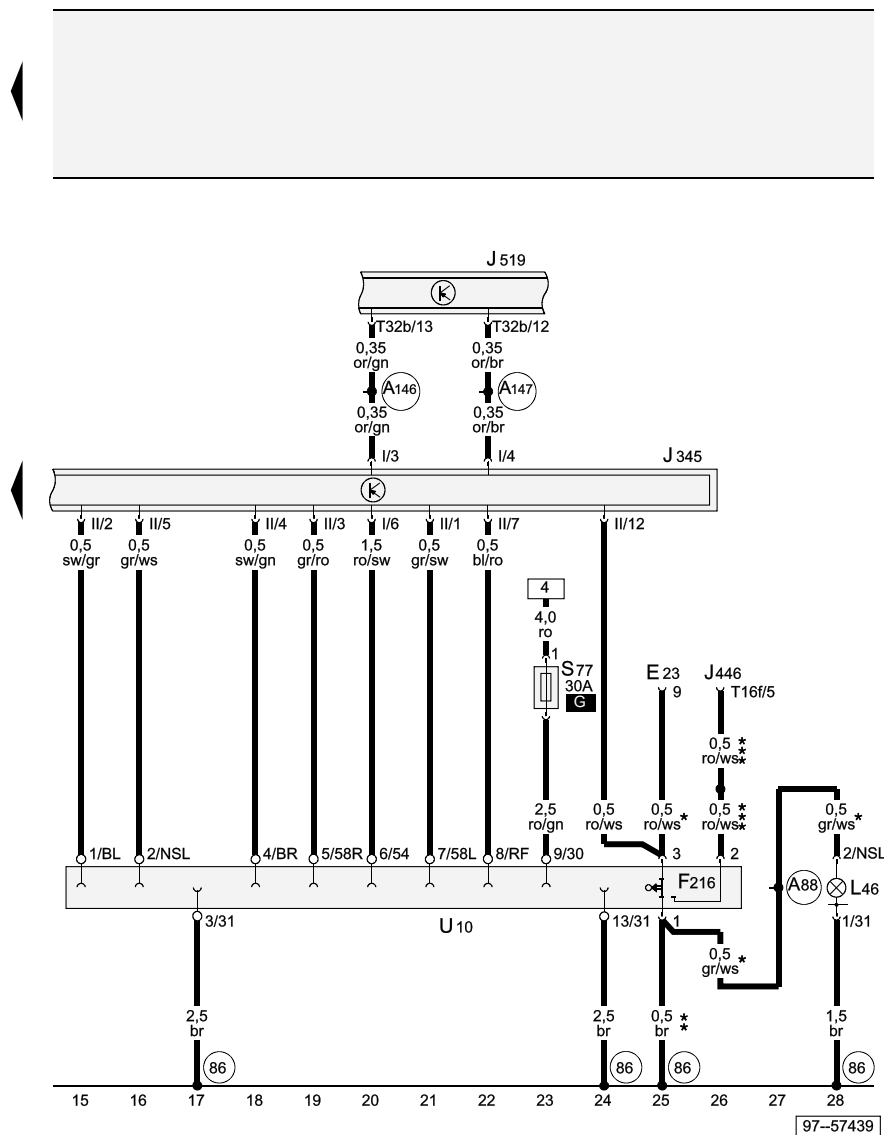
Brake light switch, trailer detector control unit, fuse in fuse box

- D - Ignition/starter switch
- F - Brake light switch
- J345 - Trailer detector control unit
- S14 - Fuse in fuse box/relay plate
- S227 - Fuse in fuse box
- 86 - Earth connection -1-, in rear wiring harness
- 501 - Screw connection -2- (30), on relay plate
- A2 - Positive (+) connection (15), in dash panel wiring harness
- A18 - Connection (54), in dash panel wiring harness
- A32 - Positive (+) connection (30), in dash panel wiring harness
- A57 - Positive (+) connection -3- (30), in dash panel wiring harness
- A98 - Positive (+) connection -4- (30), in dash panel wiring harness

Audi A4

Current Flow Diagram

No. 22 / 3



Trailer detector control unit, terminal 30 fuse - trailer towing, trailer socket

- E23 - Front and rear fog light switch
- F216 - Rear fog light cut-out, contact switch
- J345 - Trailer detector control unit
- J446 - Parking aid control unit
- J519 - Onboard power supply control unit
- L46 - Rear fog light bulb, left
- T32b - 32-pin connector, grey, on onboard power supply control unit
- S77 - Terminal 30 fuse, trailer towing
- U10 - Trailer socket
- 86 - Earth connection -1-, in rear wiring harness
- A88 - Connection (NSL (rear fog light)), in dash panel wiring harness
- A146 - Connection (convenience CAN bus, high), in dash panel wiring harness
- A147 - Connection (convenience CAN bus, low), in dash panel wiring harness
- * - Applies to Lowline equipment
- ** - Applies to Highline equipment only
- *** - Applies to parking aid only