

## Dash panel insert

## Assignment of contacts at multi-pin connectors

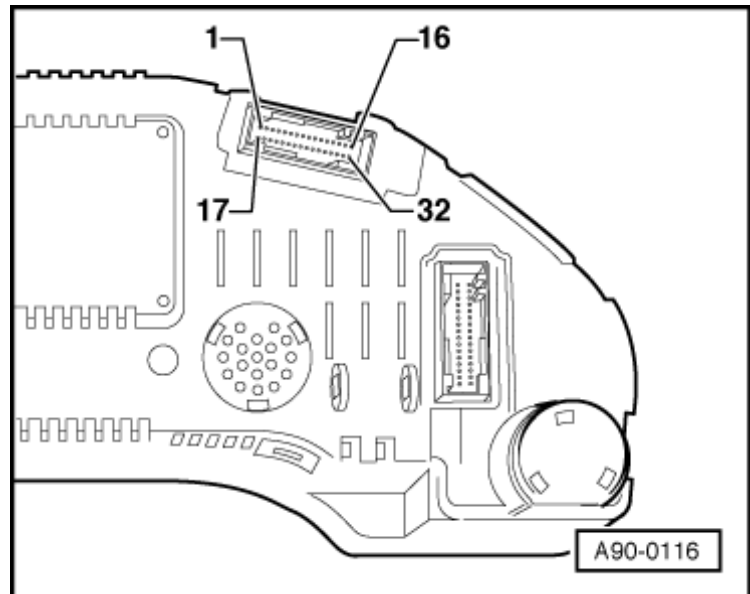
Note:

Contacts which are not listed are vacant/unassigned.

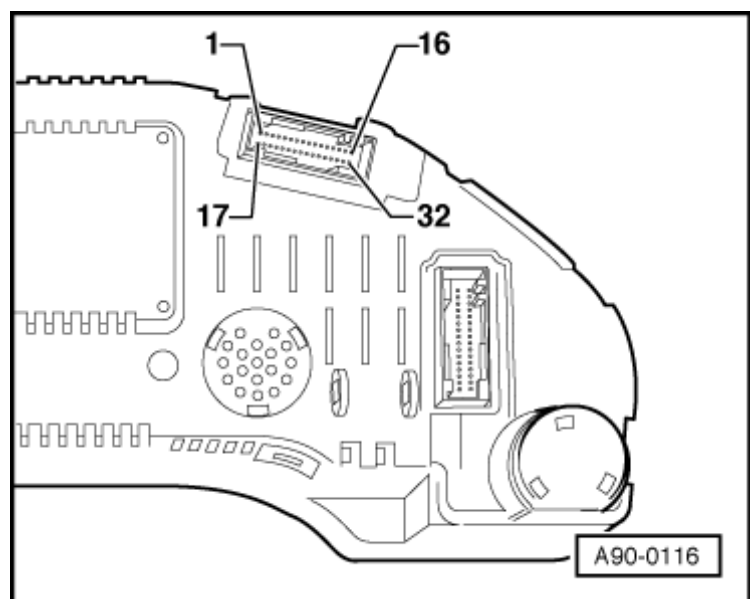
→ Multi-pin connector,

32-pin, blue

- 1 - Left turn signal
- 2 - Right turn signal
- 3 - Coolant temperature
- 4 - Fuel gauge sender
- 5 - Sensor earth (terminal 31)
- 8 - Fog light
- 9 - Rear fog light
- 10 - Airbag
- 12 - High beam
- 13 - Trailer turn signal
- 14 - Handbrake
- 15 - Terminal 61
- 17 - Brake pad
- 18 - Brake fluid level
- 19 - Oil pressure switch



- 20 - Belt buckle
- 22 - Headlight range control
- 23 - Brake light
- 24 - Low beam
- 26 - Terminal 15
- 27 - Terminal 15
- 28 - Earth (terminal 31)
- 29 - Earth (terminal 31)
- 30 - Battery + (terminal 30)
- 31 - Battery + (terminal 30)
- 32 - Battery + (terminal 30)



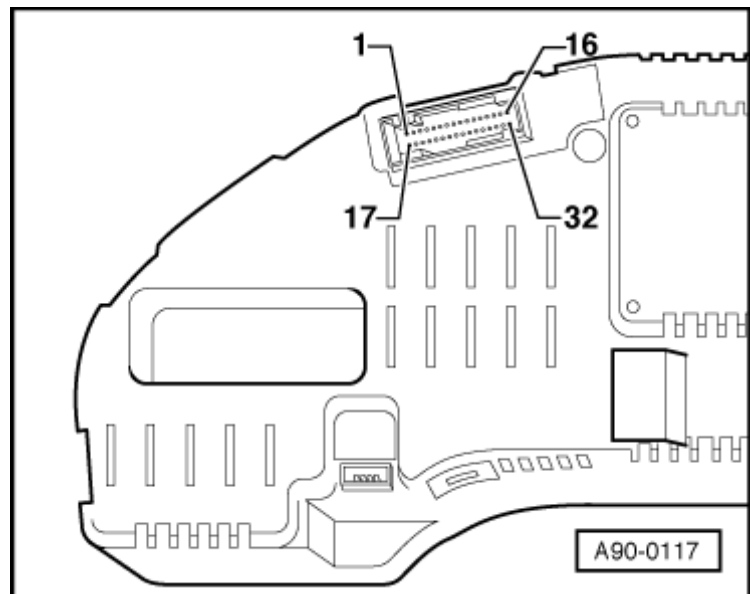
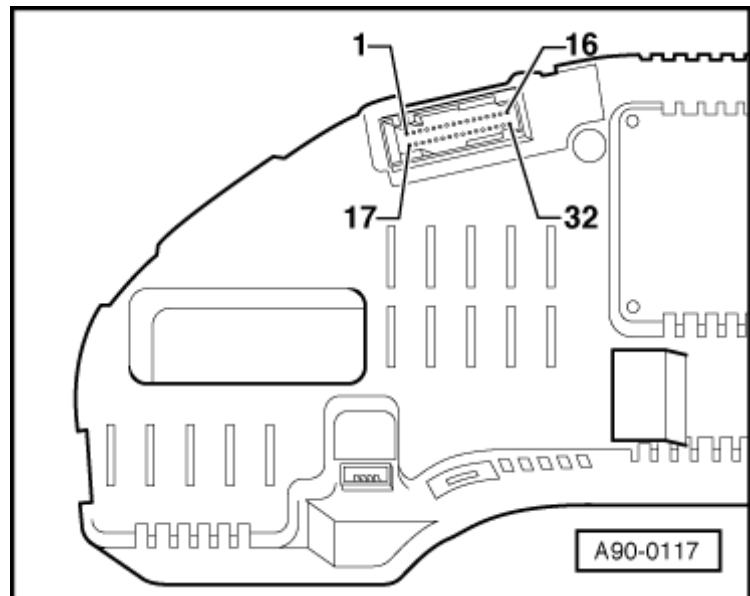
→ Multi-pin connector,

32-pin, green

- 1 - Transponder 1
- 2 - K-wire
- 5 - Ambient temperature sender
- 6 - Terminal 86s
- 7 - Auxiliary heating radio

## input

- 11 - Oil level
- 12 - Function selection switch (Out B)
- 13 - Function selection switch (Out A)
- 14 - Function selection switch (Enter)
- 15 - On-board computer (left)
- 16 - On-board computer (right)
- 17 - Transponder 2
- 18 - CAN bus Low (drive train)
- 20 - CAN bus High (drive train)
- 21 - CAN bus Low (display)
- 22 - CAN bus High (display)
- 23 - CAN bus High (convenience)
- 24 - CAN bus Low (convenience)
- 27 - On-board computer (Reset)
- 28 - Function selection switch (menu)
- 31 - Right-hand parking light
- 32 - Left-hand parking light

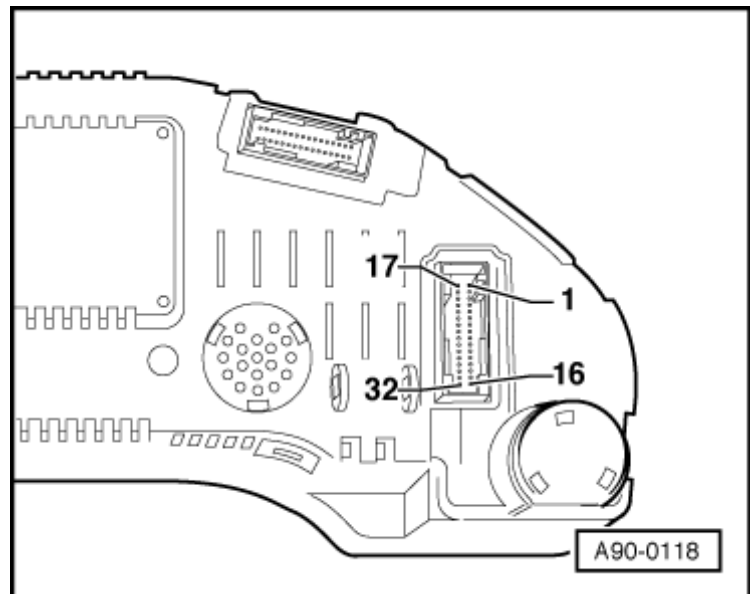


→ Multi-pin connector

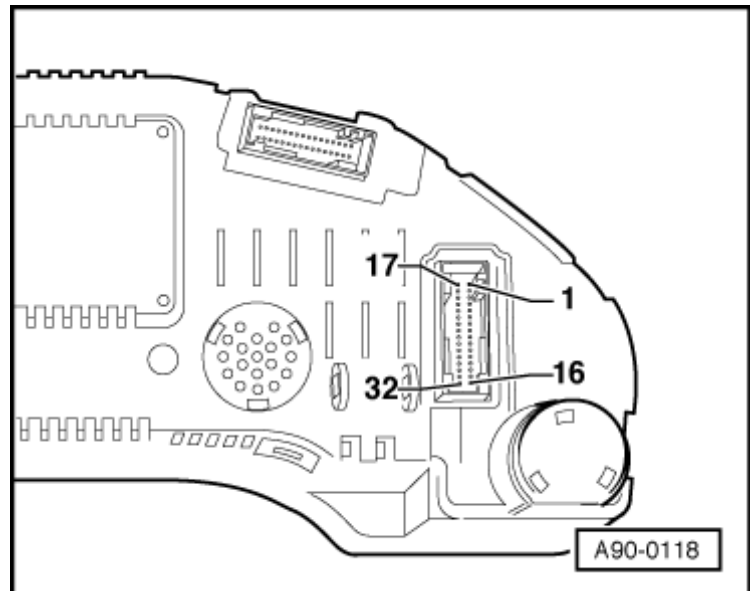
32-pin, grey

- 1 - Function selection switch (Telematics)
- 2 - Function selection switch (menu)
- 3 - Function selection switch (menu)
- 4 - Bonnet switch

- 5 - Navigation data (up to MY 2000)
- 7 - Speed signal input
- 8 - Air conditioner output
- 9 - Speed signal output
- 10 - Fan speed 3
- 11 - Boot lid
- 12 - Summer/Winter setting
- 14 - Terminal 58
- 15 - Driver's door
- 16 - "Time parked" output
- 17 - Washer fluid level
- 18 - Coolant level
- 19 - ABS
- 20 - TCS



- 21 - Clock (until MY 2000)
- 22 - Enable (until MY 2000))
- 23 - Terminal 58s
- 24 - Terminal 58s
- 25 - Terminal 58s
- 26 - Terminal 58d
- 27 - Terminal 58d
- 28 - Door lock signal
- 29 - Rear right door
- 30 - Rear left door
- 31 - Front passenger's door
- 32 - Auxiliary heater output



→ Multi-pin connector,

4-pin, black

- 1 - Radio-controlled clock signal (data)
- 2 - Radio-controlled clock, 5V
- 4 - Radio-controlled clock, earth

